

CAST IRON BALL VALVE


Specification & Features:

Design Ref. BS: 5351

Screwed Female Ends to BS: 21 / ISO: 7 / IS: 554

Flanged Ends to BS: 10 Table D / E / F.

Full Bore, Blow out Proof Stem.



ITEM CODE # SG - 106

Pressure / Temperature ratings

Temperature Celsius	-10° to +100°	120°	140°	150°	160°	180°	200°
Pressure bar	16.0	16.0	14.9	14.4	13.7	13.4	12.8



ITEM CODE # SG - 109

Materials of Construction

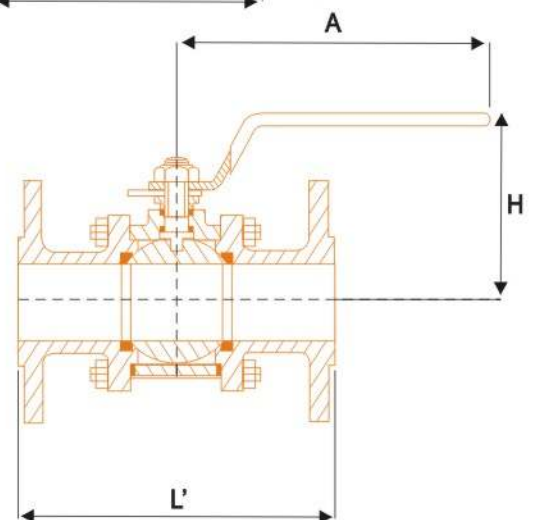
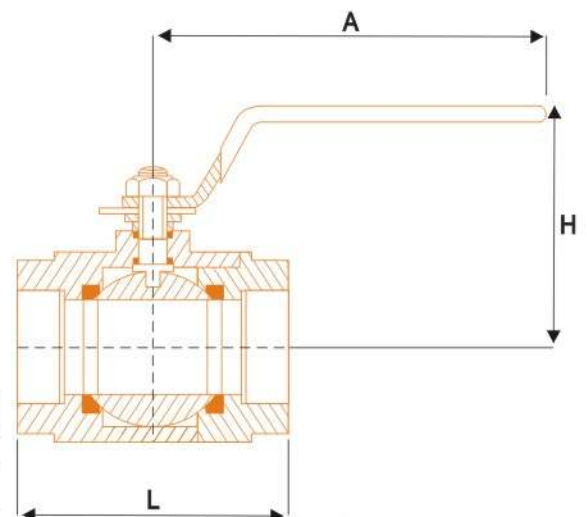
NAME OF PART	MATERIAL	STANDARD
Body	Cast Iron	BS 1561 GJL - 200
Stem, Ball	Stainless Steel	ASTM 276 TYPE 410
Lever, Lever Nut,	Mild Steel	BS : 970
Stopper, Gland Nut	Mild Steel	BS : 970
Gland Packing, Body seat Ring/Seal	P.T.F.E.	
Lever Sleeve	P.V.C.	

TEST PRESSURE (HYD.) - B.T.P.-500 Psig (35.16Kg/Cm 2g)

S.T.P.-300 Psig (21.1Kg/Cm 2g)

Sizes / Dimensions

Sizes		Dimensions (mm)			
Inches	mm	L	L'	H	A
1/2"	15	78	130	60	135
3/4"	20	86	130	66	155
1"	25	95	140	68	155
1-1/4"	32	115	165	105	165
1-1/2"	40	117	165	105	190
2"	50	138	203	120	190
2-1/2"	65	162	222	127	285
3"	80	184	241	140	285
4"	100	220	305	152	325
5"	125	--	268	220	610
6"	150	--	394	224	610
8"	200	--	457	660	914



Option

Flanged Ends to BS: 4504 PN 10 BS: 4504 PN 16 or ASME-B CL-150

B.V.M. MANUFACTURERS & EXPORTERS

